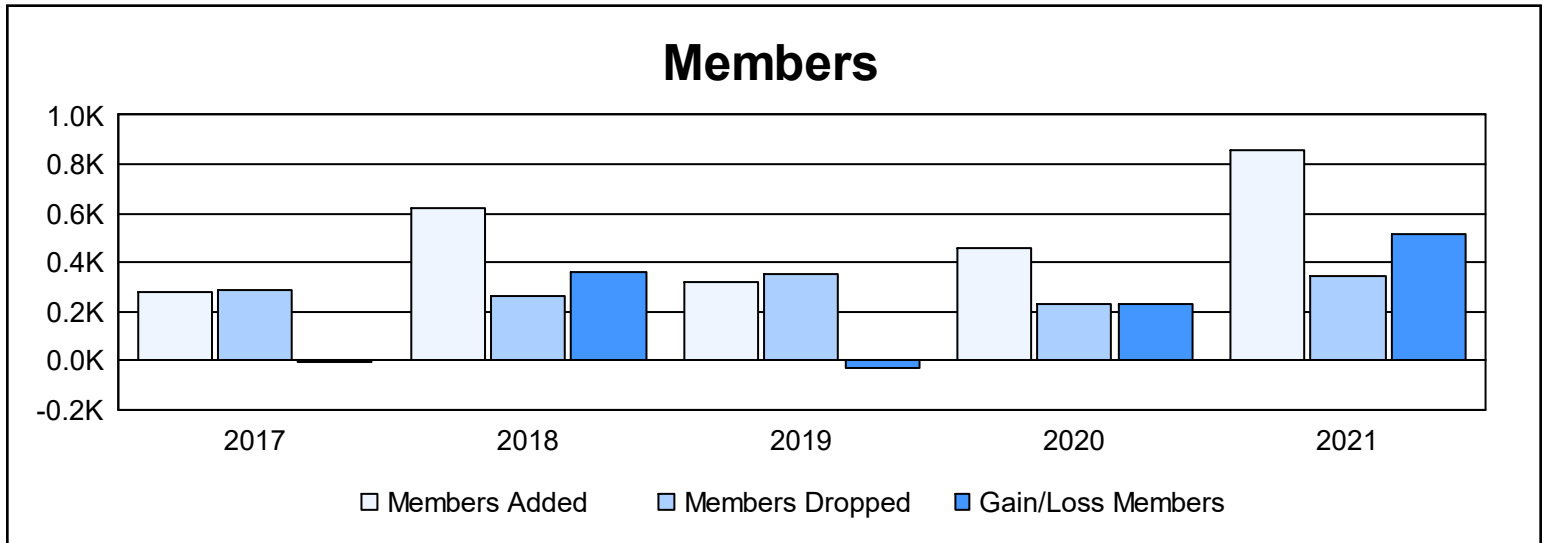
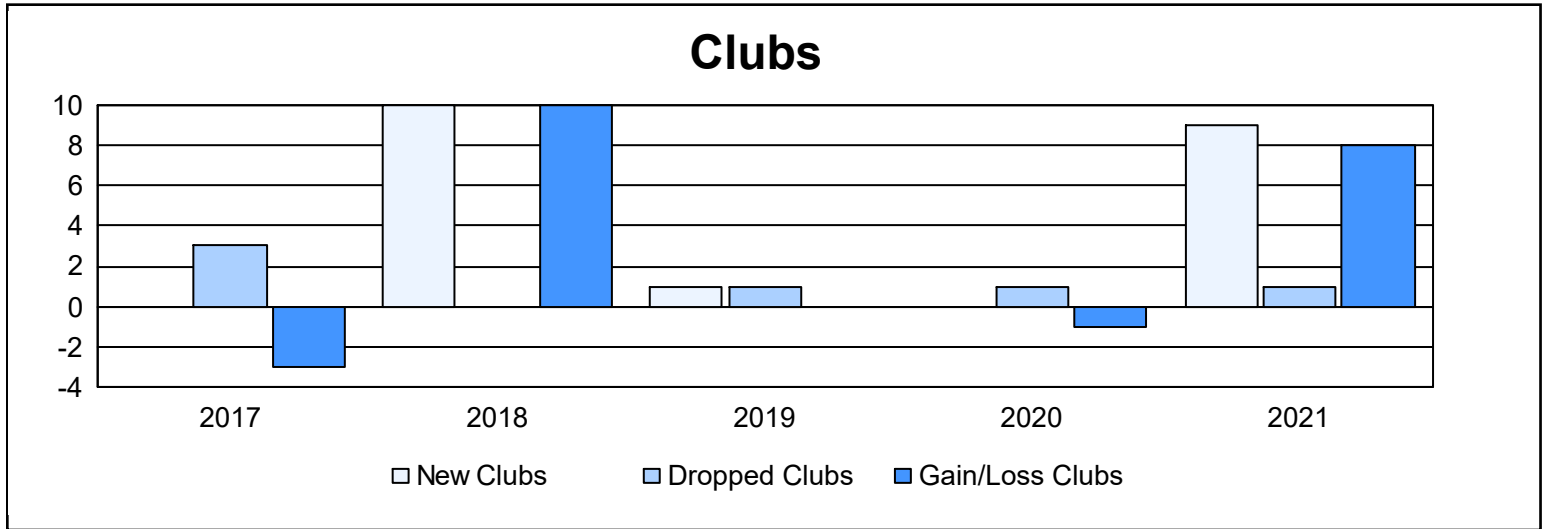
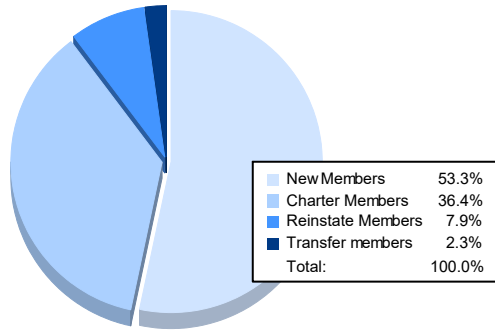


Year	New Clubs	Dropped Clubs	Gain/ Loss Clubs	New Members	Charter Members	Reinstate Members	Transfer Members	Total Member Added	Total Members Dropped	Gain/ Loss Members
2016-2017	0	3	-3	236	12	25	9	282	287	-5
2017-2018	10	0	10	345	260	5	15	625	264	361
2018-2019	1	1	0	211	102	4	2	319	349	-30
2019-2020	0	1	-1	376	34	51	1	462	233	229
2020-2021	9	1	8	456	312	68	20	856	342	514
<b>Average</b>	<b>4</b>	<b>1</b>	<b>3</b>	<b>325</b>	<b>144</b>	<b>31</b>	<b>9</b>	<b>509</b>	<b>295</b>	<b>214</b>



### Membership Composition June 2021 Cumulative



### Gender Composition June 2021 Cumulative

